


Fact Sheet For Drainage Bags

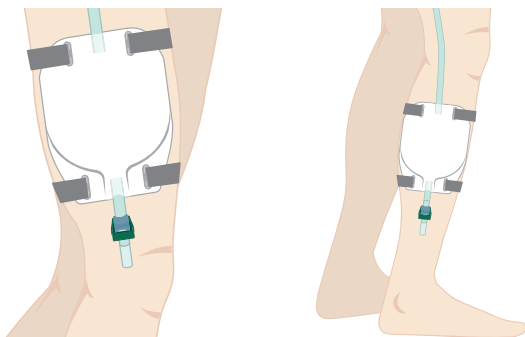
What is a urinary drainage bag?

A disposable bag used to collect and hold urine drained from a catheter that has been inserted into your bladder.

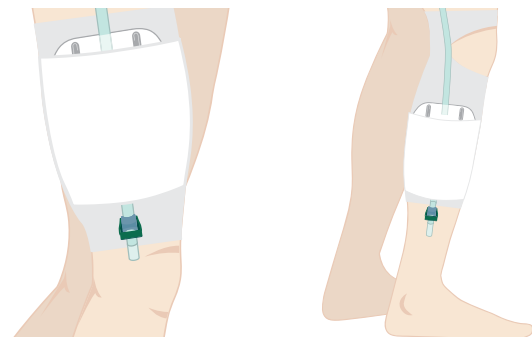


	Day bags	Night bags
Overview	A day bag is sterile (for catheter use) and connected to a catheter. It is not washable or reusable.	A night bag is attached directly on to a day bag to hold more urine.
Main purpose	A portable and discreet way to collect urine allows greater freedom of movement.	A large bag collecting urine overnight allows you to sleep without waking up to empty a bag.
Other names	Urine leg bags, Leg bags, Day drainage bags	Bedside drainage bags, Overnight drainage bags
Bag placement	Worn under clothes. Strap to thigh or calf	Attach to a stand or hook to the side of a bed or wheelchair
Empty urine from drainage bag	Several times a day	At end of night's sleep (if being used as part of Link Up system)
Bag change frequency	Every 7 days	Recommended every day
Most common sizes	350ml, 500ml, 750ml	1.5L, 2L
Outlet tubing	Short or long usually 5cm, 10cm or 50cm. Some brands allow you to cut outlet tube to size	Long and usually 120cm
Connection	To a catheter port	To a catheter port or day drainage bag tap

Securing a day bag



Option 1: Velcro or elastic leg bag straps can adjust the fit of a drainage bag against a thigh or calf.

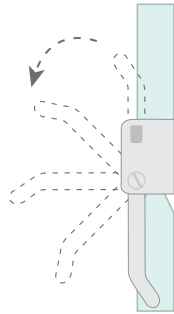
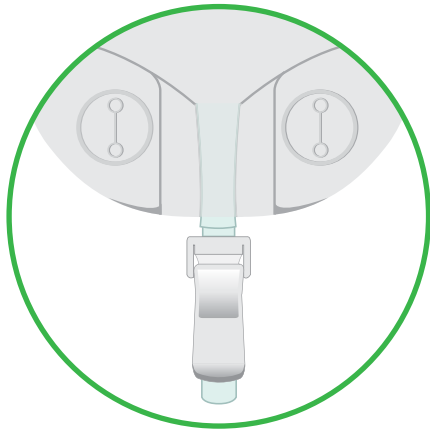


Option 2: Full sleeves or holders can completely encase a drainage bag and securely sit against a thigh or calf.

To purchase your drainage bags, you can visit store.independenceaustralia.com for quick and reliable home delivery.

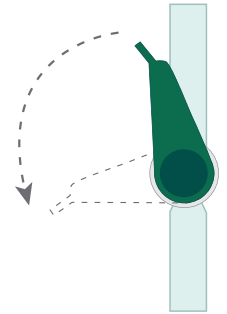
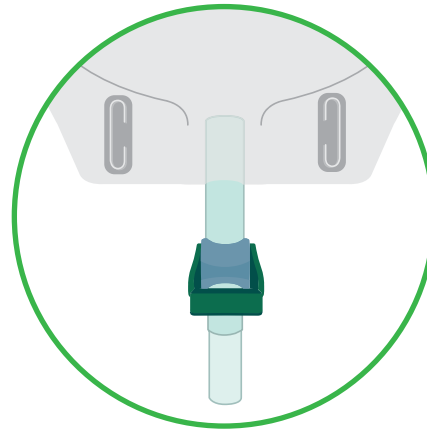
Four main types of drainage bag taps

Clamp



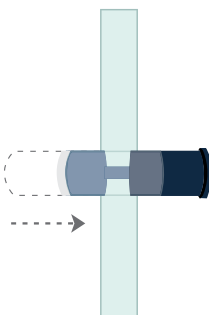
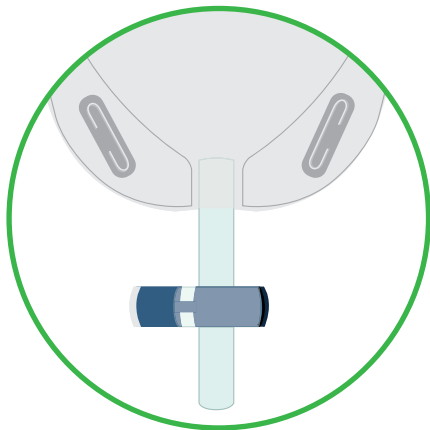
Release clasp, push down and up, click clasp back in place

Flip Flow



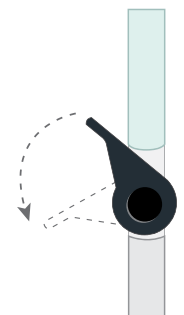
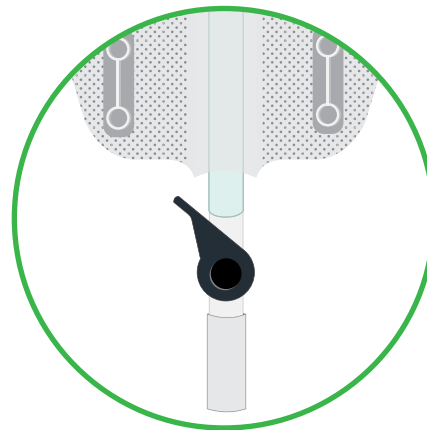
Push down and up

T-Tap



Slide sideways

Lever



Push down and up

General tips

- Choose a drainage bag based on the tap you can most easily open and close with your finger(s) if your dexterity and eyesight are impaired e.g. Can you hook your finger into the lever? Will lever open or close accidentally under the pull of your clothes?
- Always empty a drainage bag when it is $\frac{3}{4}$ full of urine.
- Dispose of a drainage bag by first emptying the urine in the bag into a toilet or receptacle, then place the old bag inside two plastic bags and discard in the rubbish bin.
- Always secure a bag lower than your bladder to facilitate drainage.
- Never place a night bag directly on the ground, instead place in a bucket on the ground.
- Strap a day bag securely to a leg to prevent it from trailing or dragging on the catheter, but not too tight around the leg restricting blood flow.
- A wide variety of straps and leg bag holders are available to buy separately to maximise your comfort.
- Measure your thigh or calf before purchase to ensure the right size strap or holder is worn.

To purchase your drainage bags, you can visit store.independenceaustralia.com for quick and reliable home delivery.